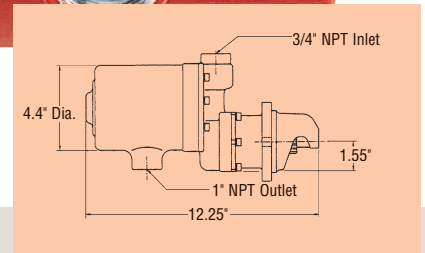



# ARR Pow-R-Quik

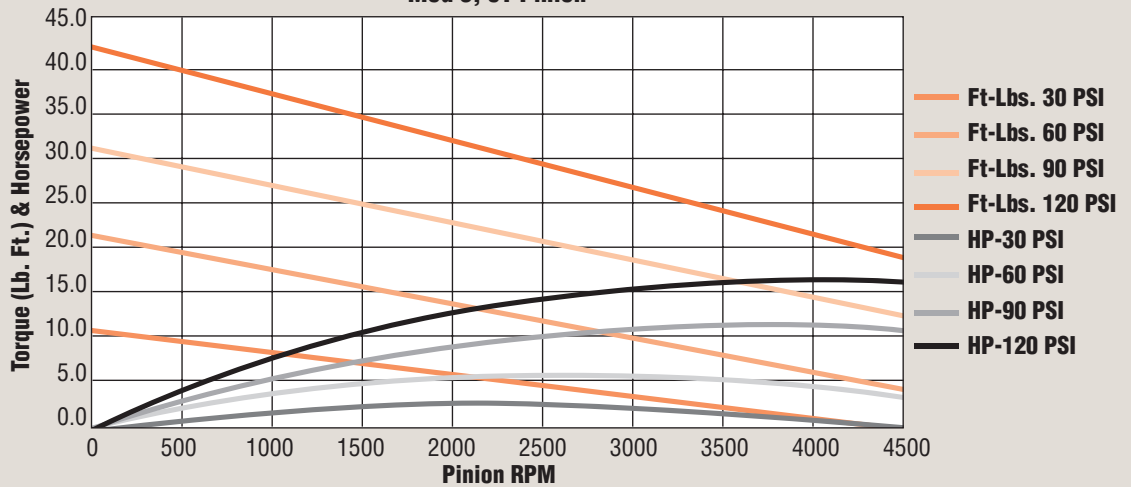
## LS-8

**FOR ENGINES  
UP TO 400  
CID (6.5  
LITERS) DIESEL  
800 CID  
(13.10) GAS**

- Combines power and reliability in a simpler, compact design.
- Fewer parts in motor section.
- Drive section uses smallest air starter inertia drive available which is pinned directly to the arbor shaft.
- For small engine mounting, this starter can be indexed at 40° increments at the motor and additional 60° increments at the drive.



**LS-8 Performance; Lubed w/Muffler  
Mod 3, 9T Pinion**



**The use of shims allows mounting flange to ring gear dimensions to be adjusted to fit non SAE dimensions without costly flange adaptors.**



**Machined flanges allow new flanges to be available in days, not months.**



**Pinions for all SAE standard and most Metric ring gears.**